

OCTOBER 2013

 SCHOLASTIC

Print our pumpkin
prediction sheet at
www.scholastic.com/lfo



Let's Find Out[®]

My Weekly Reader[™]



Discover Pumpkins

What's inside a pumpkin?

My name _____


1

Let's Peek at Pumpkins!



pulp and seeds

Let's peek at pumpkin pulp.
Pumpkins have pulp and seeds inside.



vine


Let's peek at a pumpkin patch.
Pumpkins grow on a vine on the ground.



Let's peek at a pumpkin in a pool.
Pumpkins float in water.



Let's peek at a pumpkin pie.
People can eat pumpkin foods.



Let's peek at a pile of pumpkins!
Pumpkins can be many colors.

Talk About It!

This spider is called a pumpkin spider.
Why do you think it has this name?





Plenty of Pumpkins

These are all different kinds of pumpkins! Count to add them together.



2

+



1

=



2

+



2

=



2

+



3

=



4

+



1

=



Get *Let's Find Out* magazine delivered to your classroom each month: www.scholastic.com/lfo.

Let's Find Out: Lesson Plan

Discover Pumpkins

Editor's Note: Research shows that reading instruction is more effective when done in small groups than in whole groups. We think this lesson is a fantastic one to use for small-group instruction. You will need to print our Pumpkin Predictions page, which you can find at www.scholastic.com/lfo.

Skills and Standards

Science Standard: characteristics of living organisms

Your Turn Activity: counting/addition

Common Core Standards: RI K.1, RI K.4, RI K.7, RF K.3a, RF K.4,

Reading Objectives

This lesson will help children:

- answer questions about **key details** in text
- practice **fluency through choral reading of repeated words**
- **practice using text features to learn unknown words**
- practice **letter-sound correspondence**

Science vocabulary: pulp, seeds, vine

Academic vocabulary: discover

Set a Purpose: Answer Questions About Key Details

Before you pass out the magazine, hand out a **Pumpkin Predictions** page to each child. (You can print this page from our website.) Read each question aloud and have children make predictions by circling *yes* or *no* in the Before Reading column. Then pass out the magazines. As you read the text under each photo, have children circle *yes* or *no* in the After Reading column, based on the information they read. Prompt children with questions

such as: *Why did you change your answer to yes? What does the text say about that? How do you know this? Where can we find this information?*

Fluency Practice

Tell children they are going to help you read this issue. Point out the phrase *Let's peek at* in the upper-left corner of page 2. Read it several times, placing your finger under each word and having children echo-read after you. Show children that the phrase appears in orange print throughout the issue. Then have children read it chorally each time it appears.

Text Feature: Labels

Point out the label on the first photo and read it aloud. Then ask children what the word *pulp* means. They can use the arrow to find out. Have them trace the arrow to that part of the photo. It shows that pumpkin pulp is the mushy stuff inside. In the next photo, they can use the label and arrow to find out what a vine looks like.

Reading Foundational Skills

Read the word *pumpkins* on the cover and ask what sound it starts with. (*/p/*) Then point to the word and ask what letter makes that sound. (*p*) Tell children that many words in the issue start with *p*. Then go on a *p*-word scavenger hunt! (Words you may find are *peek*, *pulp*, *patch*, *pool*, *people*, *pie*, and *pile*.)

Digital Resources

Go to www.scholastic.com/lfo for:

Video: A Pumpkin Grows

Game: What's the Word? (Understand Key Details)






Level K Printable: Pumpkin Predictions

Level Pre-K Printable: Counting Pumpkins on a Fence

My name _____

Pumpkin Predictions

Teachers: Read these questions to your class. Have children circle either yes or no. Do this activity before reading "Discover Pumpkins." Repeat the activity after reading.

Questions	Before Reading	After Reading
<p>1. Are pumpkins empty inside?</p> 	<p>yes no</p>	<p>yes no</p>
<p>2. Do pumpkins grow on trees?</p> 	<p>yes no</p>	<p>yes no</p>
<p>3. Do pumpkins float in water?</p> 	<p>yes no</p>	<p>yes no</p>
<p>4. Can people eat pumpkins?</p> 	<p>yes no</p>	<p>yes no</p>
<p>5. Are all pumpkins orange?</p> 	<p>yes no</p>	<p>yes no</p>